



2829* Total Individuals Served

*Number of distinct clients; Total clients including those who had been discharged and re-enrolled later in the grant: 2892

Hundreds of people received care they may not have had access to!

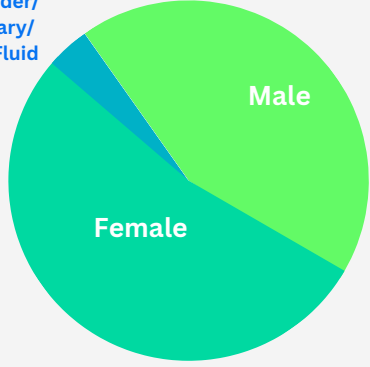



2040 Adults Served




852 Children Served

Transgender/ Non-Binary/ Gender-Fluid



RACE/ETHNICITY	# OF INDIVIDUALS
White (non-Hispanic)	2058
More than one race*	105
Black	102
Hispanic or Latino	100
American Indian/Alaskan Native	6
Asian	3
Native Hawaiian/Other Pacific Islander	6

*Clients who identified as more than one race are also counted in the total for each race



6,497 Behavioral Health Screenings completed


1,245 Crisis Behavioral Health Screenings completed



136 people aged 16-25 reported feeling less nervous when screening for nervousness, from baseline to reassessment.




384 clients saw a 33% increase in the ability to function in everyday life, from baseline to reassessment.



12% increase in children who did not feel depressed

For children who stated feeling depressed within the past 30 days

37% Baseline to 49% Reassessment




Health scores increased by 13%


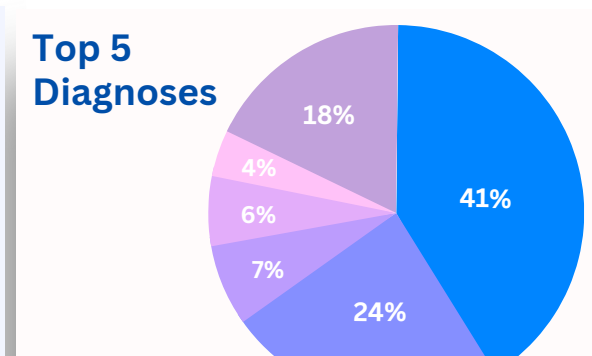
For individuals who rated their overall health as good

42% Baseline to 55% Reassessment

The number of individuals who use cannabis at least 1x per week decreased by 157 individuals from baseline to reassessment



The number of individuals who use alcohol at least 1x per week decreased by 93 individuals from baseline to reassessment


Of 300 clients, there was a 20.5% increase in the number of individuals who reported no use of illegal substances, from baseline to reassessment.



- Nonpsychotic mental disorders
- Recurrent Major Depressive Disorder
- Single Episode, Major Depressive Disorder
- Bipolar Disorder
- Persistent Mood Disorder
- Other



Expansion of Services

Therapeutic Rehabilitation (TR) groups with transportation in rural counties

Assertive Community Treatment (ACT) in all rural counties

Primary Care services in Carrollton

Veterans therapy and case management

Expanded psychiatric medication management in all rural counties

507 rural county clients **34 clients** based in Ohio and Indiana

Community support services in rural counties



45 individuals served in Carroll & Grant County Detention Centers for PTSD and substance use

Crisis care coordination for clients recently discharged from psychiatric hospitalization

And most recently, medication management services in Kenton County schools!



Quote from TR Client:

This group has helped me. There's a lot I didn't know about mental illness. I've been taught a lot in TR. Thank you!



New Positions Including

Veterans Therapist and Case Manager

Homeless Outreach Case Manager

Behavioral Health Access Specialist

Peer Support Specialists

Program Evaluator

Training and Education Coordinator

TR Therapist

CRISIS Access Specialist

Nurse and Medical Assistant Care Coordinators

Data Entry Specialist



Quote from Client in Homeless Services program:

I feel safe, comfortable, and at peace. I love seeing my providers at NorthKey - they always make me feel happy and fulfilled.



120 Veterans were served!

85 ARMED FORCES

16 RESERVES

15 NATIONAL GUARD

26 OF THESE ARE DEPLOYED.

Coalition Formed!



Sub-Committees Formed

Health Equity and Diversity

Health Literacy

Tobacco Cessation

Advance Directives

High-Risk Client Chart Review

National Suicide Prevention Lifeline



Top 5 Trainings Completed by Staff

Healing Intergenerational Trauma

Domestic Violence Training

AMSR Substance Use

Gender Informed Training

Psychological First Aid



Quote from ACT Client:

With the help from the ACT Team, I was able to find a new home. I have also made strong community ties by attending a senior center group each week.



Awards

University of Kentucky BH WELL Tobacco Treatment Integration Award

Northern Kentucky University's Mayerson Student Philanthropy Project